

SCHOOL-SPONSERED FREE SPEECH

project kit

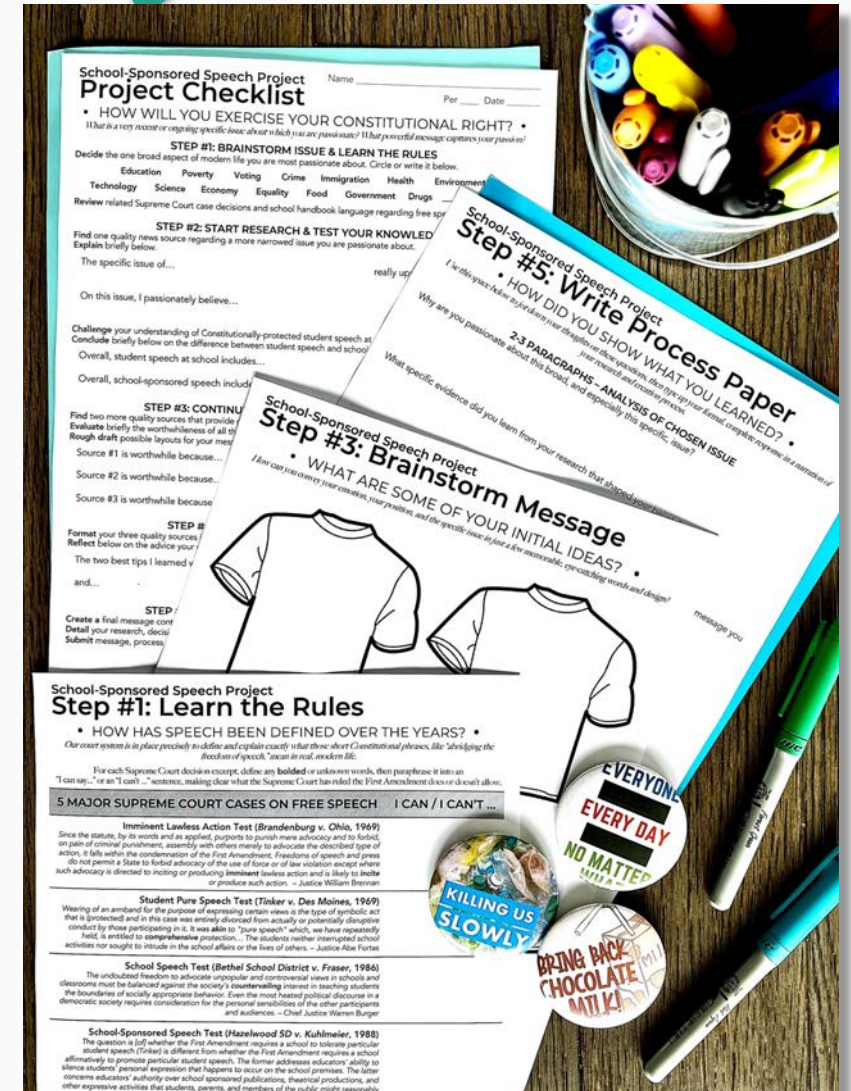
Learn what's **Constitutionally allowed as free speech** in public school by examining various landmark case laws.

Then create a **Constitutionally-protected** button, t-shirt, or backpack tag with a passionate message of their own!

PROJECT INCLUDES

- ✓ **Clear project steps:** all tasks are broken into 5 discrete steps with a coversheet to track and check off progress
- ✓ **Background information:** learn the essence and differences among landmark free-speech cases like *Tinker*, *Hazelwood*, *Bethel*, *Johnson*, and *Morse* and various lower court cases
- ✓ **Active research:** investigate your own school's handbook for dress code and free speech policies, interview school admin on how they handle student free speech
- ✓ **Free speech artifact:** research a passion issue, then brainstorm and create a free speech message on a t-shirt, button, or backpack tag
- ✓ **Process reflection:** write a brief process paper on experience and connect it to included rubrics

PRINT PDF & EDITABLE DIGITAL INCLUDED

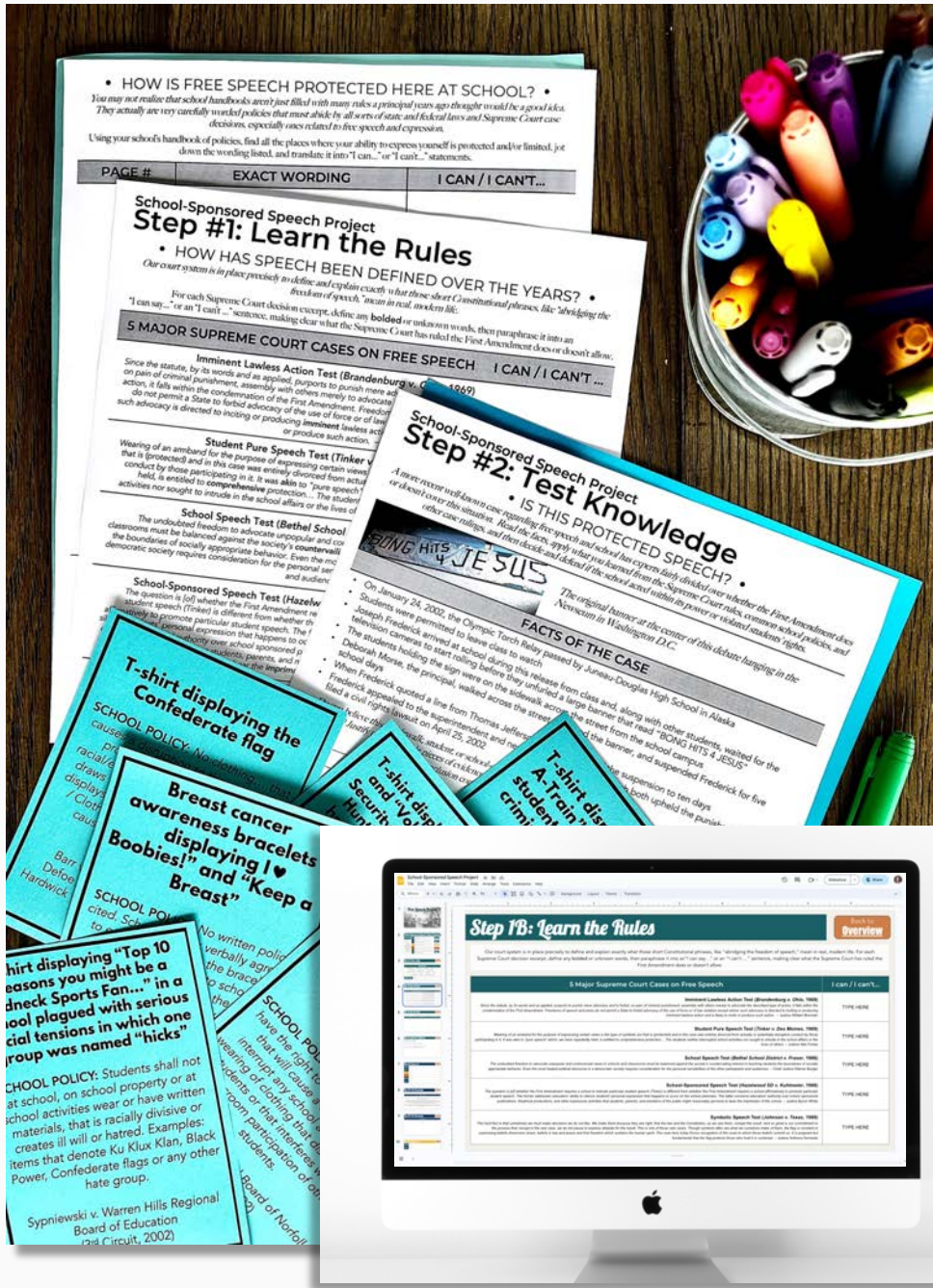


I. LEARN YOUR *rights*

DEVELOP STRONG BACKGROUND INFORMATION

- ✓ **Landmark Supreme Court Cases:** investigate exactly what the Court has decided regarding “sidewalk,” at-school, and school-sponsored speech
- ✓ **School’s Handbook:** explore your school’s carefully worded policies and match them with case law
- ✓ **Test Understanding:** learn the facts of *Morse v. Frederick* and see if you sided with the Court’s ruling
- ✓ **Further Practice:** practice matching various other at-school speech cases with the established Constitutional rules

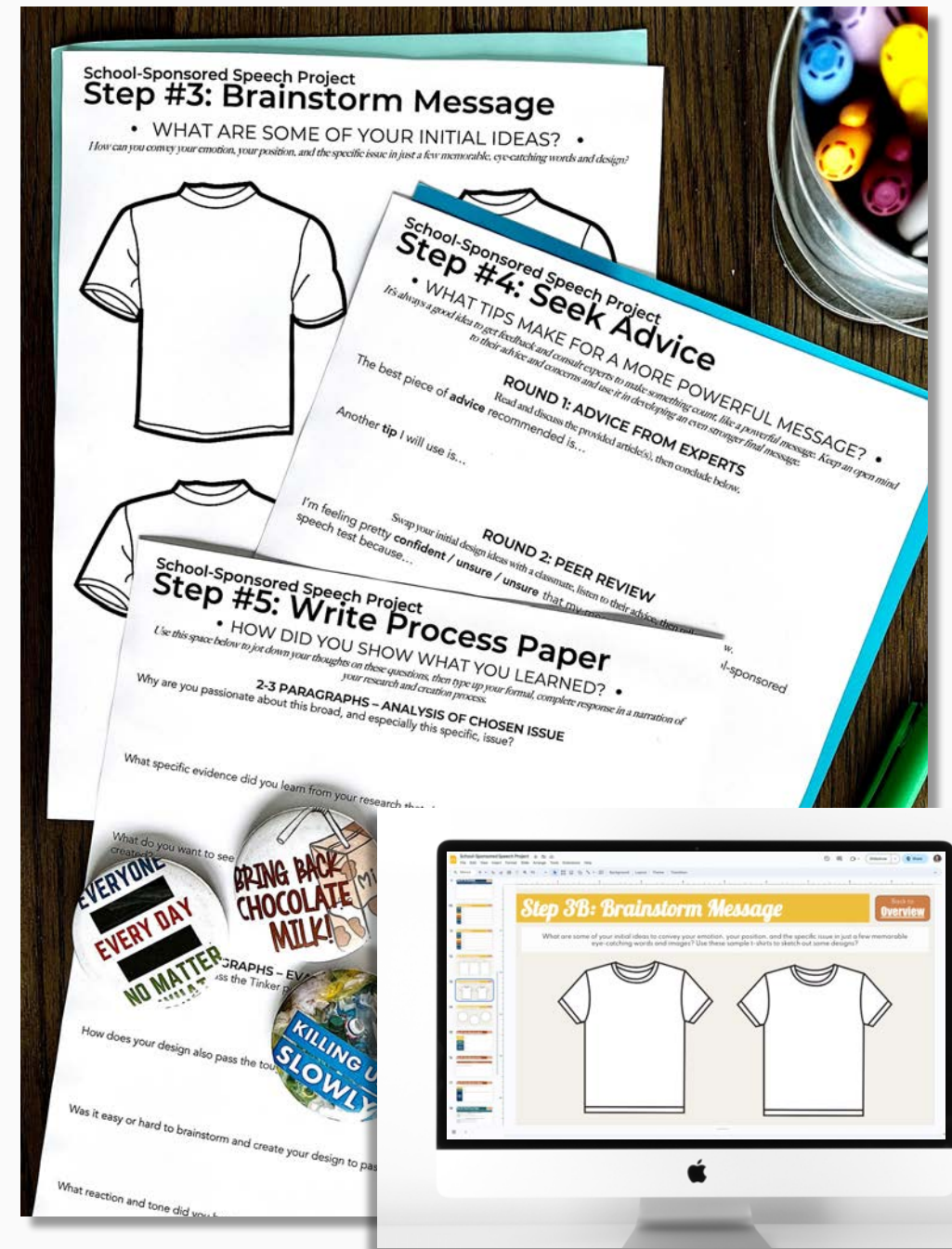
“ I loved how the court cases were presented in a **simplified, accessible manner** and how students were encouraged to look up free speech and expression restrictions in their own school's rules. Really **engaging** and **supportive for all levels**.
– fellow TPT Seller ”



II. DESIGN YOUR *artifact*

CREATE AN AUTHENTIC FREE-SPEECH ARTIFACT

- ✓ **Research Passion Issue:** students decide and learn deeply about an issue that fires them up, finding and citing quality sources
- ✓ **Brainstorm Message Design:** create a few sample designs to peer review, learn top tips from linguists on conveying sticky messages
- ✓ **Create Artifact:** develop either a button, t-shirt, or backpack tag of Constitutionally protected design to proudly wear
- ✓ **Reflect & Explain:** write a brief process paper on knowledge gained about the issue and process of developing their design



SUPPORTS

included

- ✓ **Step-by-step coversheet** to keep organized and break things down into manageable steps
- ✓ **Student-friendly rubrics** to set clear expectations, formatted on 4-point scale
- ✓ **Skill handouts** to provide mini-lesson and references for various academic skills involved
- ✓ **Detailed lesson plans** for activity-by-activity directions, plus project overview and takeaway

