

3 BRANCHES FEDERAL OFFICERS

poster kit

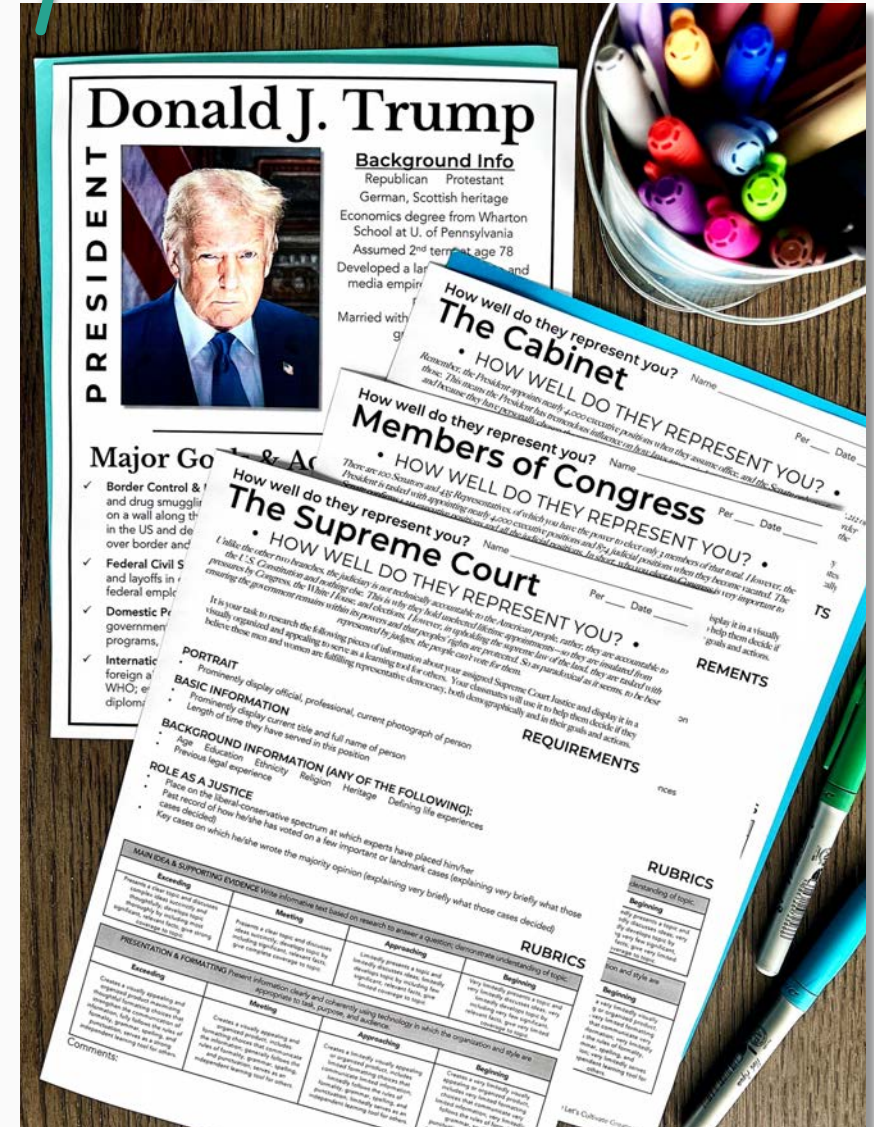
Students **research leaders** of all 3 branches – Congress, the Cabinet, and the Supreme Court – **creating a poster** about who they are and what they've done or hope to accomplish.

Then display posters to **teach others** about their government.

3-PART PROJECT KIT INCLUDES

- ✓ **3 Detailed Project Sheets:** clear directions and rubrics for all 3 branches – do all at once or one at a time!
- ✓ **Sample Poster:** to show students a finished poster
- ✓ **Student Sign-Up Sheet:** to track who each student has
- ✓ **Gallery Walk Notes:** guided notes for learning about each person from the student-created posters
- ✓ **2 Options:** materials to do the project branch-by-branch or all 3 together at the end of your 3 Branches unit
- ✓ **Bulletin Board Signage:** to display posters all year long
- ✓ **Teacher Supports:** Step-by-step detailed lesson plans and links for students to get started researching

PRINT PDF & EDITABLE DIGITAL INCLUDED



I. RESEARCH & CREATE

poster

Students teach their peers about their person and what they've done

Congress – your state and district's Congress members, House & Senate leaders

Cabinet – the 25 members of the President's Cabinet, plus 6 additional executive branch independent agency leaders

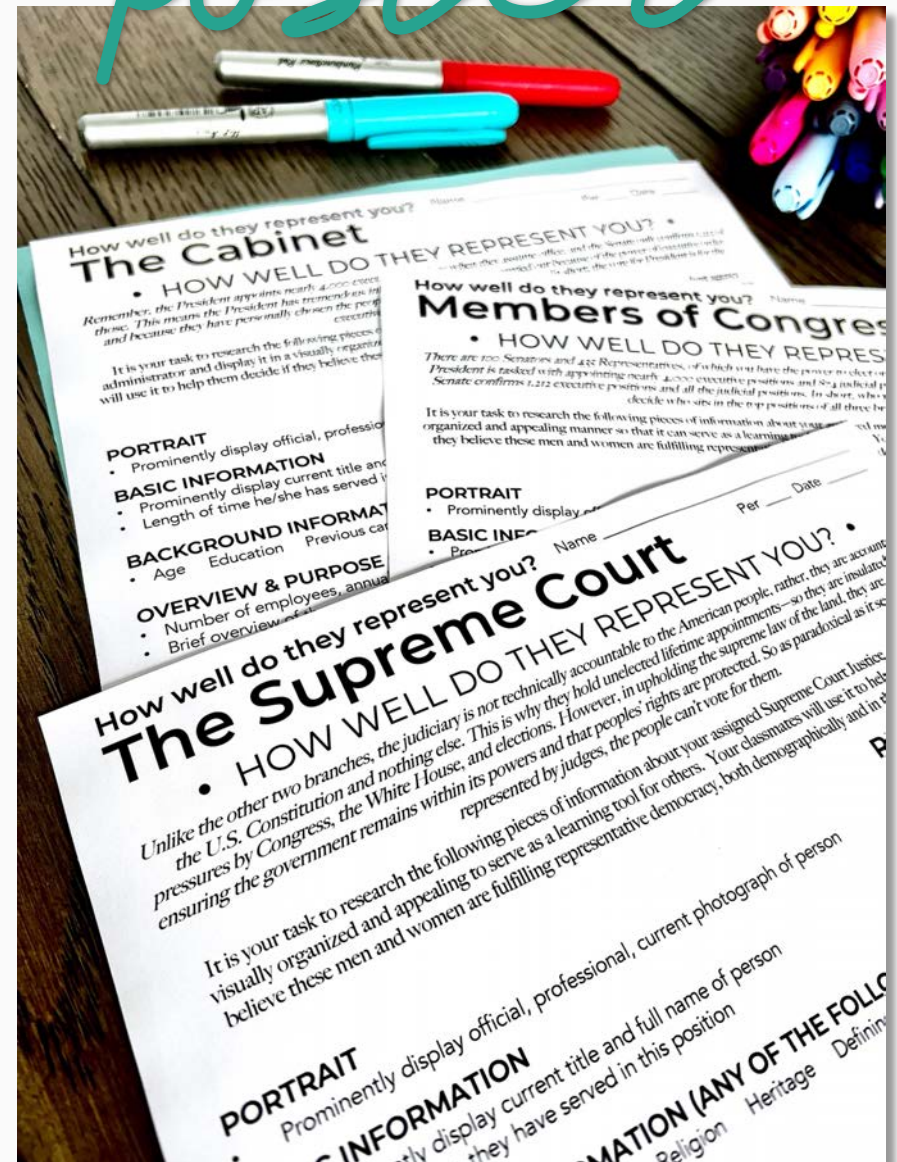
Supreme Court – Chief Justice & 8 Associate Justices

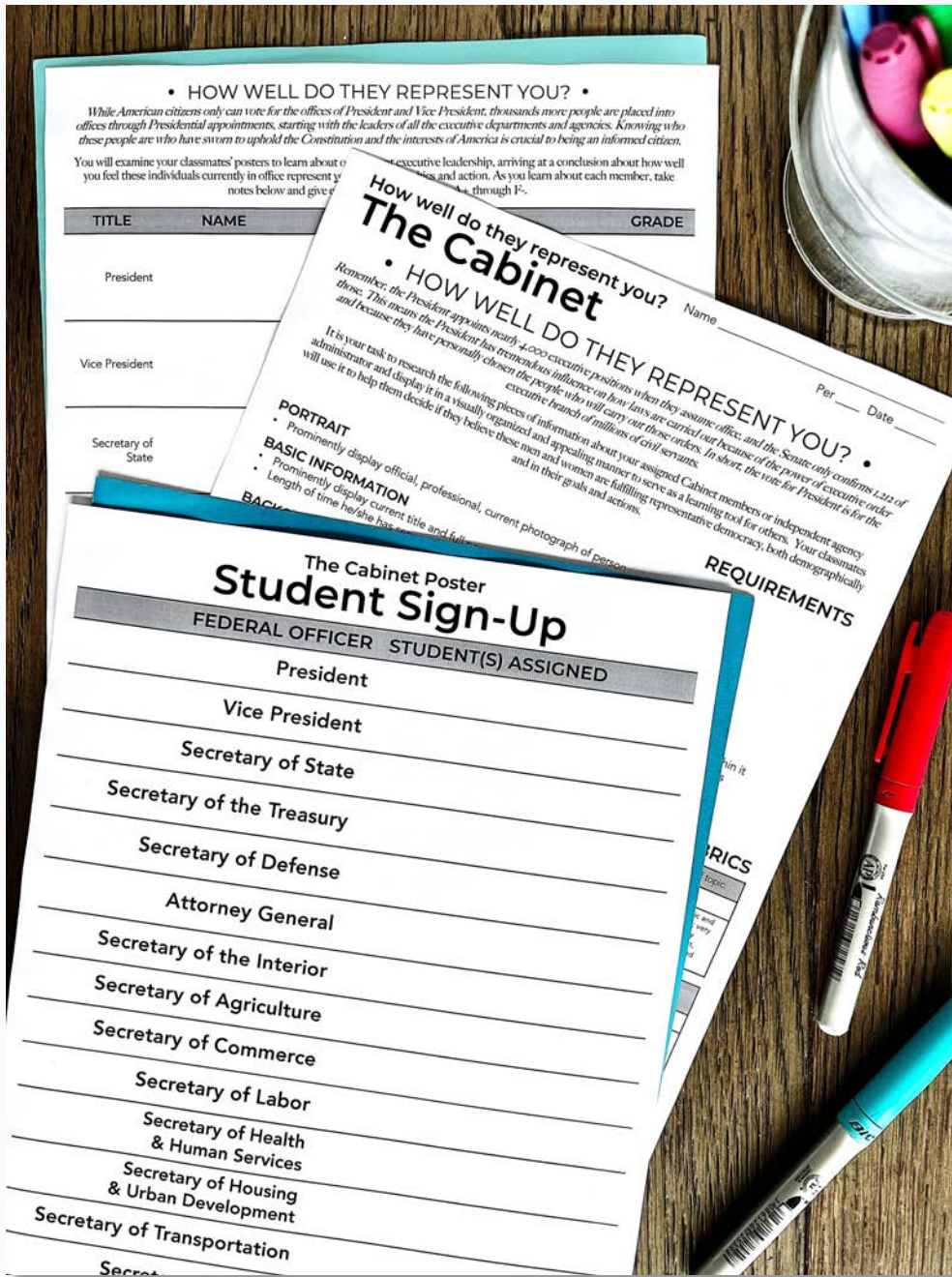
INCLUDES

Tailored branch-specific poster requirements

Student-friendly rubrics

Recommended research starter links





II. SHARE IN A *gallery walk*

Students learn from each other!

Students learn about their government officials from each other and then decide *for themselves* how well they feel represented by them.

III. CREATE A *bulletin board*

Décor that's student-created & purposeful!

Display them all year long to reference throughout your course. Or fill a hallway bulletin board and teach your whole school.

Bulletin board signage is included!